



MOLDOVA, REPUBLIC OF

General Information

Population (million), 2004:	4.2
Urban population (%), 2004:	46.3
Surface area ('000 km ²):	34
Population density (persons per km ²):	125

Economic & Social Development

GDP (million US dollars), 2004:	2,595
GDP per capita (US dollars), 2004:	615
GDP growth rate (annual %), 1995-2004:	1.6
Structure of GDP (%), 2003:	
Agriculture, forestry & fishing	18.3
Industry	20.5
Services	48.6
UNDP HDI rank, 2005	115
Life expectancy at birth (years), 2004:	68
Infant mortality rate (per 1,000 live births), 2004:	25
Illiteracy rate, adult (%), 2003:	4.0
Unemployment rate (%), 2003:	6.8
National poverty rate (% of population), 2004:	23.3

External Trade

Total merchandise exports (million US dollars), 2004:	986
Merchandise exports (% of GDP), 2004:	38.0
Total merchandise imports (million US dollars), 2004:	1,774
Merchandise imports (% of GDP), 2004:	68.4

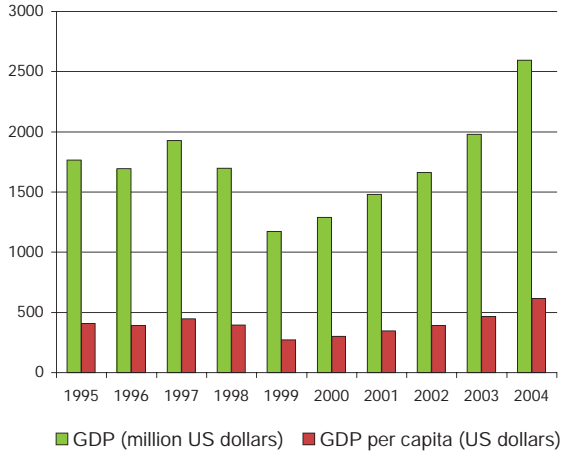
Investments, External Debt & Aid

FDI net inflows (million US dollars), 2004:	151
FDI net inflows (% of GDP), 2004:	5.8
External debt (million US dollars), 2003:	1,901
Debt per capita (US dollars), 2003:	446
External reserves (million US dollars), 2003:	302
Reserves per capita (US dollars), 2003:	71
Aid per capita (US dollars):	28

Infrastructure

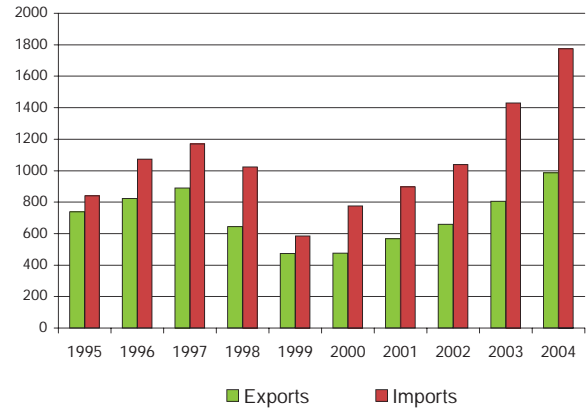
Closest distance from sea (km):	170
Total road network (km):	12,719
Road density (km per 1,000 km ²):	374
Paved roads (% of total):	86.3
Railway lines, total route (km):	1,120
Railway density (km per 1,000 km ²):	33

GDP and GDP per capita, 1995 - 2004

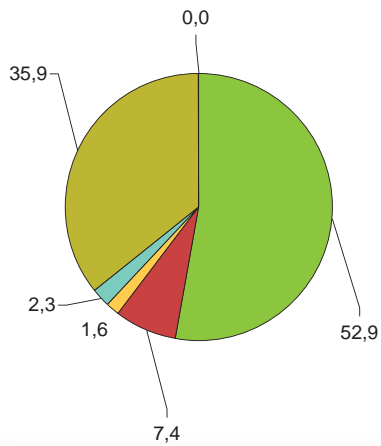


Merchandise Trade, 1995 - 2004

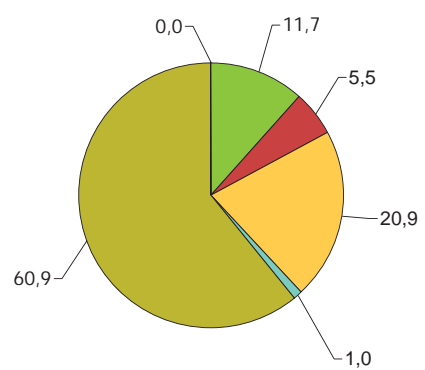
(million US dollars)



Main export products (%)

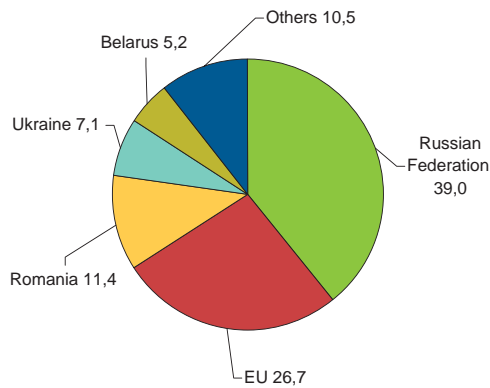


Main import products (%)



■ All food items
 ■ Agricultural raw materials
 ■ Energy & Fuels
 ■ Ores & metals
 ■ Manufactured goods
 ■ Unallocated

Main export partners (%)



Main import partners (%)

